





Punti luce in termoplastico - Thermoplastic light points

 Norme di riferimento - Standard reference: EN 60238



E1040




In termoplastico - E27 - IP20 - Max 75W - Base dritta.
In thermoplastic - E27 - IP20 - Max 75W - Straight base.

Codice articolo Article code		PCS		CCM cm ³	
S/E1040/N	N	50		28.880	52,00
S/E1040/B	B	50		28.880	52,00



E1041




In termoplastico - E27 - IP20 - Max 75W - Base curva.
In thermoplastic - E27 - IP20 - Max 75W - Curved base.

Codice articolo Article code		PCS		CCM cm ³	
S/E1041/N	N	50		28.880	54,00
S/E1041/B	B	50		28.880	54,00




E1021

Da parete o soffitto - In termoplastico - IP20 - Max 60W - Ø 25cm.
Wall or ceiling - In thermoplastic - IP20 - Max 60W - Ø 25cm.

Codice articolo Article code		PCS		CCM cm ³	
T/E1021/B	B	25		72.200	176,00
T/E1021/N	N	25		72.200	176,00




Punti luce in ceramica - Ceramic light points

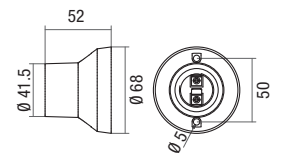
 Norme di riferimento - Standard reference: EN 60598



633 E27 - 4A - 250V




Base piana - Morsetto serrafili a bussola - Straight surface mounting - Bush screw terminal.

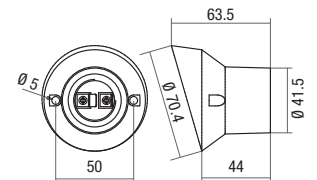
Codice articolo Article code		PCS		CCM cm ³	
633	B	50		0,0195	100 135,00



643 E27 - 4A - 250V




Base inclinata - Morsetto serrafili a bussola - Inclined surface mounting - Bush screw termin

Codice articolo Article code		PCS		CCM cm ³	
643	B	50		0,0195	100 128,00



648 E27 - 4A - 250V

Base inclinata - Morsetto serrafili a bussola - Interruttore a pulsante.
Inclined surface mounting - Bush screw terminal - Push switch.

Codice articolo Article code		PCS		CCM cm ³	
648	B	50		0,0195	100 156,00

