

Electrical Specification for **LADV30W24VA**

DALI-2 Constant voltage LED Driver

Approval Marks



	Item	Value	Remark
Input	Nominal voltage	220–240V	
	Nominal frequency	50–60Hz	
	AC voltage range	198–264V	
	DC voltage range (start)	NA	
	DC voltage range (operation)	NA	
	Nominal current	160mA	Full load @230VAC
	Total Harmonic Distortion (THD)		
	24V	< 10%	Full load @230VAC
	12V	< 13%	Full load @230VAC
	Power factor	0.9C	Full load @230VAC
	Efficiency		
	24V	84% (Typ.)	Full load @230VAC
	12V	80% (Typ.)	Full load @230VAC
	No-load power	NA	
	Stand-by power	< 0.3W	
Protection class	NA		
Inrush current	30A / 15us		
Earth leakage current	NA		
Output	Nominal voltage range		
	24V	24V	
	12V	12V	
	Maximum voltage		No load protection
	24V	25V	
	12V	13	
	Voltage accuracy	±5%	Full load @230VAC
	Output LF voltage ripple		Low Frequency< 120Hz Full load @230VAC
	24V	±3%	
	12V	±4%	
Starting time	< 0.5 S	Full load @230VAC	
SVM	≤ 0.4	Full load @230VAC	
P _{stLM}	≤ 1	Full load @230VAC	

	Item	Value	Remark
Output	Nominal power range		
	24V	4-30W	
	12V	2-30W	
	Nominal current range		
	24V	166-1250mA	
	12V	166-2500mA	
	Maximum current		
	24V	1250mA	
	12V	2500mA	
	Maximum power		
24V	30W		
12V	30W		
Dimming	Dimming control	DALI/Touch Dim	
	Dimming technique	PWM	
	PWM frequency	1KHz	
	Dimming range	1-100%	
	Lowest dimming current	0.5%-2%	
	Galvanic isolation	Basic insulated to PRI and double insulated to SEC	
Environment	Ambient temperature range t_a	-20°C - +50°C	
	Maximum case temperature t_c	70°C	
	Max. case temp. in fault condition	110°C	When operating under fault conditions, the temperature of the enclosure at any location should not exceed 110 °C
	Storage temperature range	-40°C - +85°C	
	Relative humidity	10% - 95%	
	Surge transient protection	1 kV, 2 kV	L/N , L-PE/N-PE
	Environmental rating	Indoor	
	IP rating	IP20	
	Mains switching cycles	>100,000	
	Expected lifetime	> 50,000 h, t_c 70 °C @ t_a 50 °C > 100000 h, t_c 60 °C @ t_a 40 °C	0.2 % / 1,000 h failure rate 0.1 % / 1,000 h failure rate
Packing	Gross weight/box	12.4 kg	
	Net weight/box	11.2 kg	
	Pcs/box	56 PCS	
	Dimension/box	385(L)*310(W)*260(H)mm	
Protections			
Short- & open circuit proof, Auto. Overload protection			
Conformity & Standards			
Safety standard:	EN 61347-1, EN 61347-2-13, EN 62493		
Performance:	EN 62384		
SAA standard:	NS/NZS 61347.1, AS/NZS IEC 61347.2.13		
EMC standard:	EN 55015, EN 61000-3-2, EN 61000-3-3, EN 61547		
DALI protocol standard:	EN 62386-101, EN 62386-102, EN 62386-207		

Cable information

PRI

Cable cross-section 0.5-1.5□/AWG 20-16

Stripping 9mm

SEC

Cable cross-section 0.5-1.5□/AWG 20-16

Stripping 9mm

DALI

Cable cross-section 0.5-1.5□/AWG 20-16

Stripping 9mm

Terminal information

PRI-Push button/Angled Entry

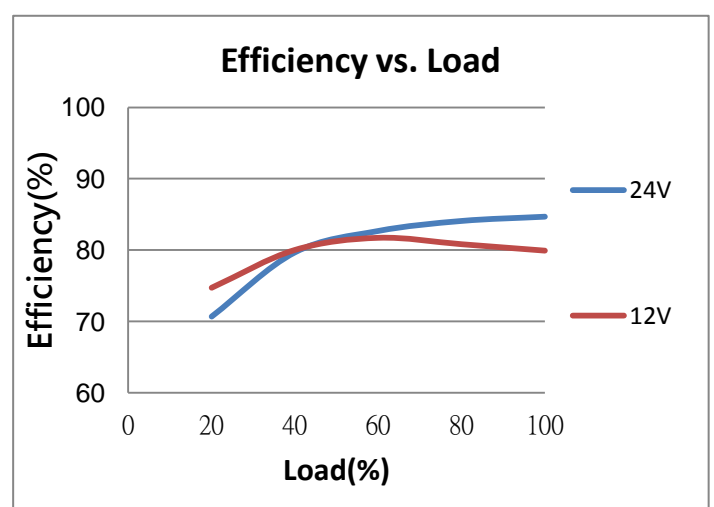
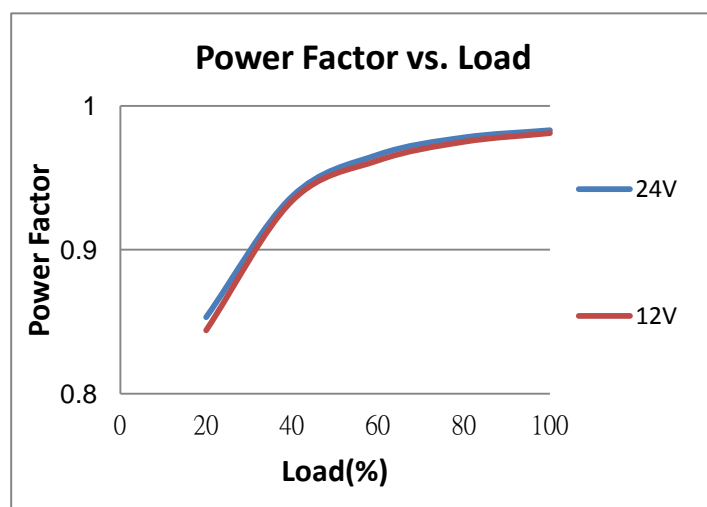
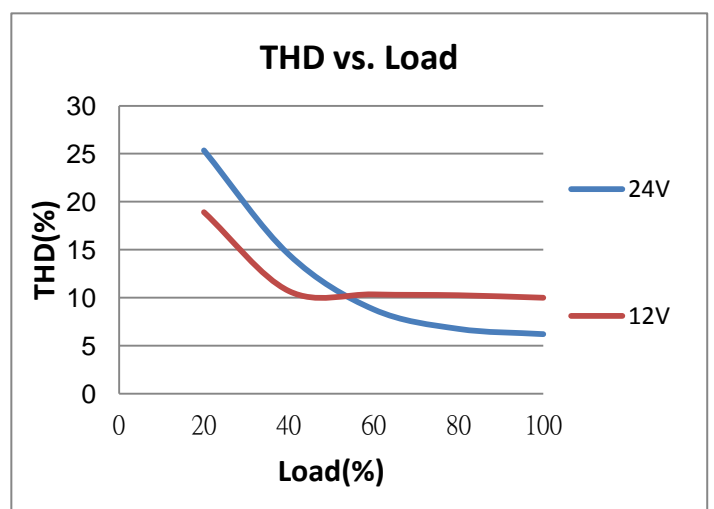
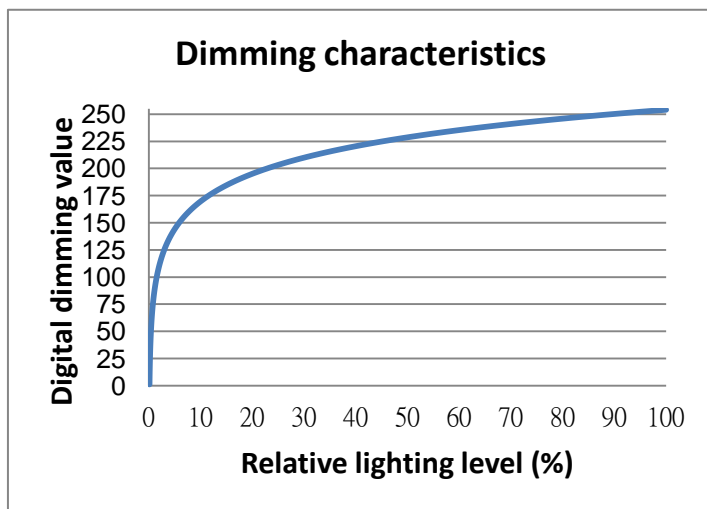
SEC-Push button/Angled Entry

DALI-Push button/Angled Entry



* If not mentioned, all the test conditions are based on full load at 230VAC input (for 220-240 VAC input).

Subject to change without notice, HEP guarantees all products perform functionally well

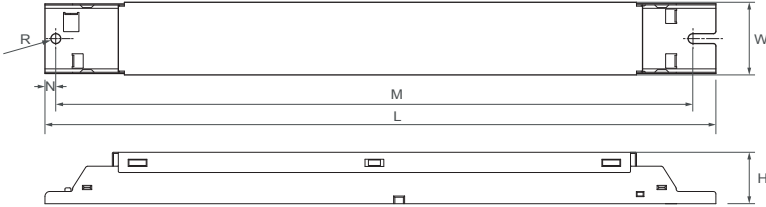
Electrical Values



Dip Switch - One driver offers 2 choosable output voltage

		
	ON ON / OFF OFF	
Rated	1250mA / 2500mA	
Urage	24V / 12V	

Physical Parameter



L : 279 mm H : 21.4 mm R : 2 mm
 W: 30.2 mm M : 265 mm N : 4.5 mm

Slot On One Side Allowing Alignment : M+/-3 mm

Tolerance : +/-1 mm , R : +/-0.5 mm

Housing Material : Metal, No Sharp Edges

Soldering : Lead - Free, Comply With RoHS

Label : Surface Print

Wiring Diagram

