



Electrical Specification for **LNTC10WxxxLR**

Phase Dimmable LED Driver



Item	Value	Remark
Nominal voltage	220–240V	
Nominal frequency	50–60Hz	
AC voltage range	198–264V	
DC voltage range (start)	NA	
DC voltage range (operation)	NA	
Nominal current		
LNTC10W200LR	40mA	
LNTC10W400/550LR	55mA	
LNTC10W300/450/600LR	60mA	
LNTC10W350/500/700LR	65mA	
Total Harmonic Distortion (THD)	< 20%	Full load @230VAC
Power factor	0.9C	Full load @230VAC
Displacement factor	0.9C	Full load @230VAC
Efficiency		
LNTC10W200/400LR	76% (Typ.)	Full load @230VAC
LNTC10W300/450LR	78% (Typ.)	Full load @230VAC
LNTC10W350/500LR	80% (Typ.)	Full load @230VAC
LNTC10W550LR	73% (Typ.)	Full load @230VAC
LNTC10W600LR	75% (Typ.)	Full load @230VAC
LNTC10W700LR	77% (Typ.)	Full load @230VAC
No-load power	NA	
Stand-by power	NA	
Protection class	NA	
Inrush current	10 A / 40 μs	
Earth leakage current	NA	
Nominal voltage range		
LNTC10W200/300/350LR	16-29Vdc	
LNTC10W400/450/500LR	11-20Vdc	
LNTC10W550/600/700LR	8-14Vdc	
Maximum voltage		
LNTC10W200/300/350LR	35Vdc	
LNTC10W400/450/500LR	26Vdc	
LNTC10W550/600/700LR	20Vdc	

	Item	Value	Remark	
Output	Nominal current range			
	LNTC10W200LR	200mA		
	LNTC10W300LR	300mA		
	LNTC10W350LR	350mA		
	LNTC10W400LR	400mA		
	LNTC10W450LR	450mA		
	LNTC10W500LR	500mA		
	LNTC10W550LR	550mA		
	LNTC10W600LR	600mA		
	LNTC10W700LR	700mA		
Output	Current accuracy		Full load @230VAC	
	LNTC10W200LR	± 10%		
	LNTC10W300LR	± 6%		
	LNTC10W350/400/450LR	± 5%		
	LNTC500/550/600/700LR	± 5%		
Output	Typical output LF current ripple	± 5%	Low Frequency<120Hz Full load @230VAC	
	Starting time	< 0.5 S	Full load @230VAC	
Output	Nominal power range			
	LNTC10W200LR	3.2-5.8W		
	LNTC10W300LR	4.8-8.7W		
	LNTC10W350LR	5.6-10.1W		
	LNTC10W400LR	4.4-8W		
	LNTC10W450LR	5-9W		
	LNTC10W500LR	5.5-10W		
	LNTC10W550LR	4.4-7.7W		
	LNTC10W600LR	4.8-8.4W		
	LNTC10W700LR	5.6-9.8W		
Dimming	Maximum power	10W		
	Dimming control	Trailing Edge		
	Dimming technique	Amplitude		
	PWM frequency	NA		
	Dimming range	10-100%		
	Lowest dimming current	NA		
	Galvanic isolation	NA		
	Environment	Ambient temperature range t_a	-20°C - +50°C	
		Maximum case temperature t_c		
		LNTC10W200/300/350LR	65°C	
LNTC10W550/600/700LR		65°C		
LNTC10W400/450/500LR		70°C		
Max. case temp. in fault condition		110°C	When operating under fault conditions, the temperature of the enclosure at any location should not exceed 110 °C	
Storage temperature range		-25°C - +85°C		
Environment	Relative humidity	10% - 85%		
	Surge transient protection	1 kV	L/N	

	Item	Value	Remark
Environment	Environmental rating	Indoor	
	IP rating	IP20	
	Mains switching cycles	> 100,000	
	Expected lifetime	> 50,000 h, tc 65 °C @ ta 50 °C > 80,000 h, tc 55 °C @ ta 40 °C	> 50,000 h, tc 70 °C @ ta 50 °C > 80,000 h, tc 60 °C @ ta 40 °C
Packing	Gross weight/Carton	6.3 kg	
	Net weight/Carton	5.2 kg	
	Pcs/Carton	96 PCS	
	Dimension/Carton	395(L)*350(W)*215(H)mm	

Protections

Short- & open circuit proof, Auto. Overload protection

Conformity & Standards

Safety standard:	EN 61347-1, EN 61347-2-13, EN 62493
Performance:	EN 62384
EMC standard:	EN 55015, EN 61000-3-2, EN 61000-3-3, EN 61547
CCC standard:	GB17625.1,GB/T17743,GB19510.1,GB19510.14
SAA standard:	AS/NZS 61347.1, AS/NZS IEC 61347.2.13

Cable information

PRI Connection	L	N
Color	Brown	Blue
Wire type	7022	7022
Wire diameter	AWG18	AWG18
Wire length	138mm	140mm
Stripping	6mm	6mm
Tolerance	±5mm	±5mm
Sec Connection	+	-
Color	Red	Black
Wire type	1332	1332
Wire diameter	AWG22	AWG22
Wire length	141mm	141mm
Strip length	6mm	6mm
Tolerance	±5mm	±5mm

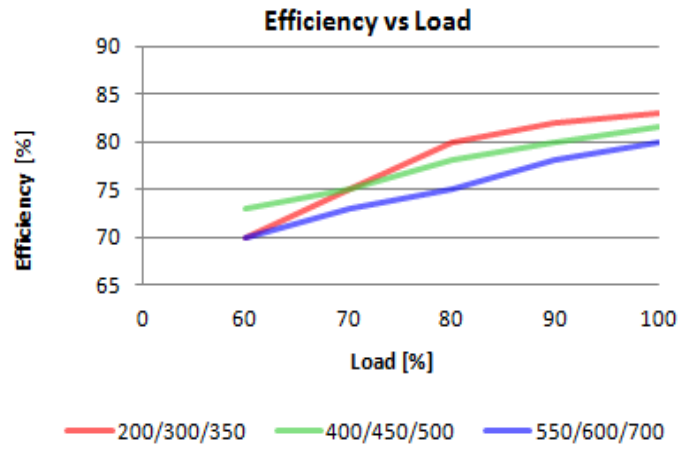
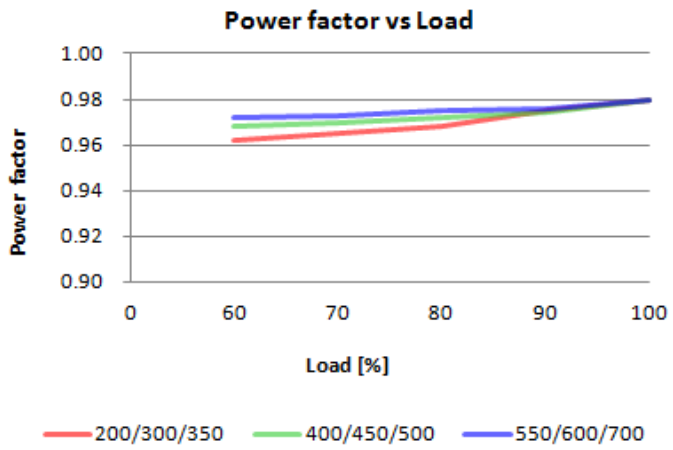
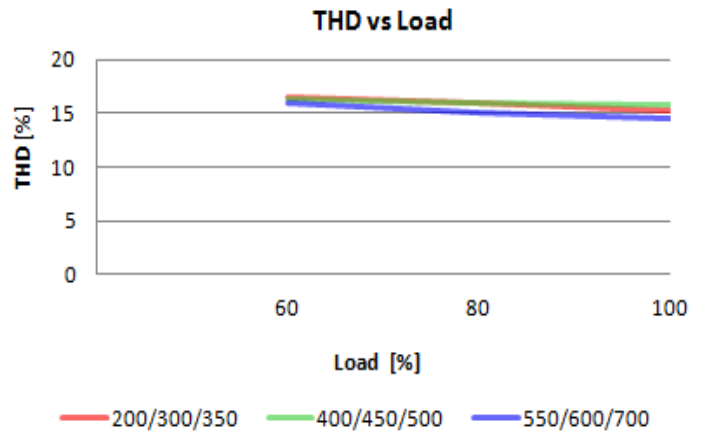
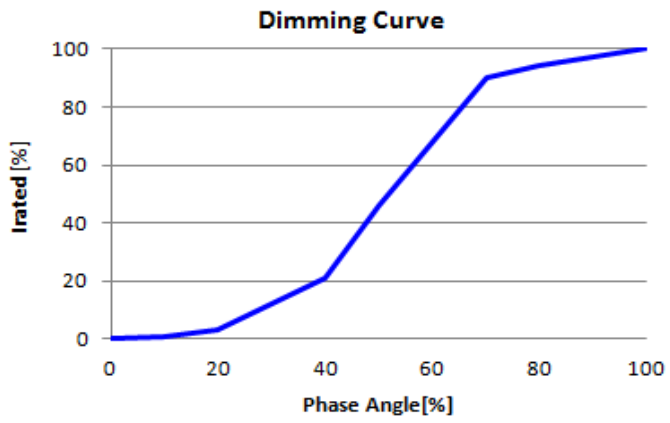
* If not mentioned, all the test conditions are based on full load at 230VAC input (for 220-240 VAC input).

Subject to change without notice, HEP guarantees all products perform functionally well

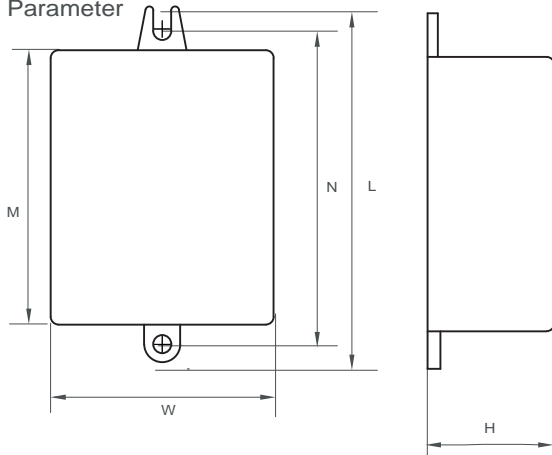
Trailing Edge Dimmer list approved by HEP

Manufacturer	Model	Q'ty of parallel connection	Min.load(W)
CLIPSAL	32E450TM	10	10W
Berker	2874	10	20W
Busch	6513U-102	10	40W
Busch	6519U	10	40W
ETMAN	321P	10	25W

Electrical Values



Physical Parameter



L : 69.3 mm W: 43.5 mm
M: 53.5 mm H: 24.6 mm
N : 61 mm

Tolerance : +/-1 mm , R : +/-0.5 mm

Housing Material : Polycarbonate
Soldering : Lead-Free, Comply With RoHS
Label : Surface Print

Wiring Diagram

