



lim

light inside micro



A. A. G.
STUCCHI





INTRODUZIONE / INTRODUCTION

CARATTERISTICHE GENERALI / <i>GENERAL FEATURES</i>	7
----------------------------------------------------	---

SENZAFINE FLAT M11

APPLICAZIONI / <i>APPLICATIONS</i>	8
------------------------------------	---

COMPOSITORE CODICE / <i>CODE COMPOSER</i>	9
-------------------------------------------	---

PERFORMANCE DI PRODOTTO E DATI TECNICI / <i>PRODUCT PERFORMANCES AND TECHNICAL DATA</i>	10
-----------------------------------------------------------------------------------------	----

SENZAFINE MICRO M22-M

APPLICAZIONI / <i>APPLICATIONS</i>	16
------------------------------------	----

COMPOSITORE CODICE / <i>CODE COMPOSER</i>	17
-------------------------------------------	----

COMPOSIZIONE MECCANICA E COMPONENTI SINGOLI / <i>MECHANICAL COMPOSITION AND SINGLE COMPONENTS</i>	19
---------------------------------------------------------------------------------------------------	----

PERFORMANCE DI PRODOTTO E DATI TECNICI / <i>PRODUCT PERFORMANCES AND TECHNICAL DATA</i>	22
-----------------------------------------------------------------------------------------	----


SENZAFINE MICRO ADJUSTABLE M22A-M

APPLICAZIONI / *APPLICATIONS* 26

COMPOSITORE CODICE / *CODE COMPOSER* 27

PERFORMANCE DI PRODOTTO E DATI TECNICI / *PRODUCT PERFORMANCES AND TECHNICAL DATA* 29





A.A.G. Stucchi propone diverse soluzioni per creare luce lineare all'interno dei binari micro:

SENZAFINE FLAT M11: moduli di luce lineare che scompaiono completamente all'interno dei binari lasciando visibile solo la luce. Elementi di illuminazione iconici e minimali, in linea con il concetto stesso della gamma micro, disponibili in diverse lunghezze ed ottiche.

SENZAFINE micro M22...-M e M22A...-M: I moduli di luce lineare SENZAFINE più piccoli della gamma, con un diverso adattatore, sono adatti ad essere utilizzati nel binario micro ST1 anche in versione adjustable. I moduli sono disponibili con diverse ottiche.

A.A.G. Stucchi provides different linear light solutions for micro tracks:

SENZAFINE FLAT M11: *linear light modules which are completely flush into the track thus leaving only the light visible. Minimal and iconic light elements, following the visual concept of all the micro range. Modules are available in different lengths and optics.*

SENZAFINE micro M22...-M and M22A...-M: *the smaller sizes of the SENZAFINE modules which, with a different adapter, become suitable for micro ST1 track. Modules are available in different optics.*

SENZAFINE FLAT M11

I moduli di luce lineare SENZAFINE FLAT, in versione opal, sono perfetti per essere utilizzati nelle vetrine o nelle teche di negozi di design.
SENZAFINE FLAT linear light modules in opal version are perfect to be used in shop windows or product displays of design shops.



M11

COMPOSITORE CODICE

CODE COMPOSER

Codice di esempio / Code example

M11300/B5-U-2

↓ ↓ ↓ ↓ ↓ ↓
1 2 3 4 5 6

1 - PREFISSO / PREFIX

M11

2 - MISURA / LENGTH

300 mm

674 mm

1674 mm

1174 mm

3 - COLORE / COLOUR

B Nero / Black

RAL 9005

4 - TEMPERATURA COLORE / COLOUR TEMPERATURE

5 3000K CRI 90

5 - SCHERMI / SCREENS

O Opal

U UGR

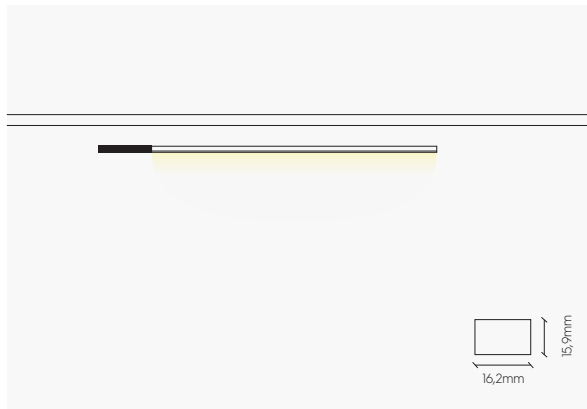
B Lenti 30°
Lens 30°

E Lenti 26°x42°
Lens 26°x42°

6 - DRIVER

2 DALI SELV

M11



48V

IP20

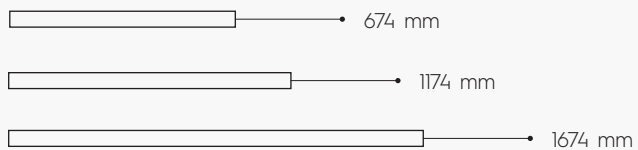
RG1



CE

UK
CA

Lunghezze disponibili (mm) / Available lengths (mm)



Colori disponibili / Available colours

Nero / Black

CRI

≥90

Temperatura colore / Colour temperature

3000K

Driver incluso / Driver included

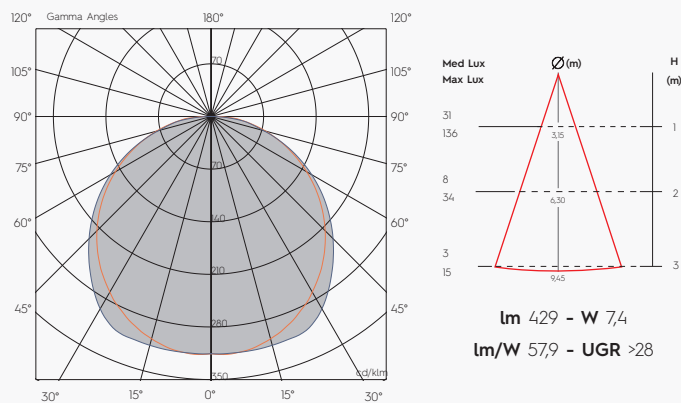
DATI TECNICI RANGE DI PRODOTTO

PRODUCT RANGE TECHNICAL DATA

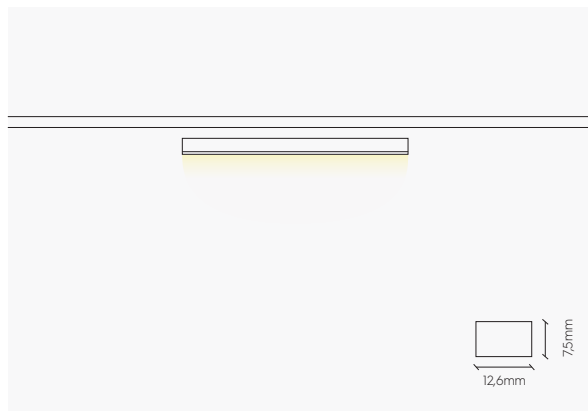

OPAL

[mm]	n°. LED Mod	[K]	I LED [mA]	FLUSSO NOMINALE [lm] NOMINAL FLUX [lm]	FLUSSO REALE [lm] REAL FLUX [lm]	POTENZA [W] POWER [W]	POTENZA LED [W] POWER LED [W]	V _F	CRI	SDCM	LIFETIME [Khr]
674	1	3000	200	900	429,1	7,4	6,4	-33	≥90	≤3	>50Khr L70B5
1174	2	3000	400	840	400,5	7,4	6,4	-33	≥90	≤3	>50Khr L70B5
1674	3	3000	600	1800	858,2	14,5	12,8	-33	≥90	≤3	>50Khr L70B5

M11674/B5-O-2



M11



48V

IP20

RG2



Lunghezze disponibili (mm) / Available lengths (mm)

300 mm

Colori disponibili / Available colours

Nero / Black

Temperatura colore / Colour temperature

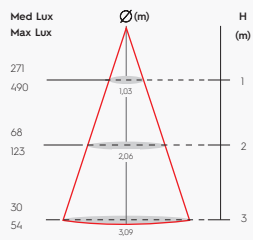
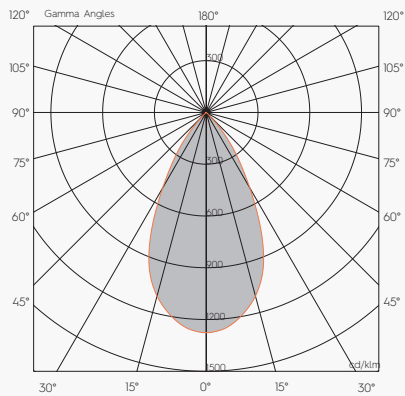
3000K

CRI

≥90

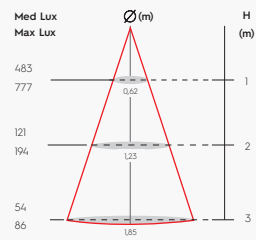
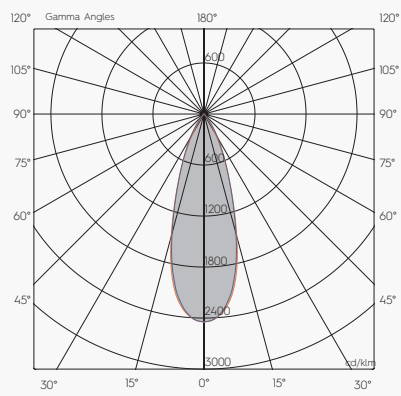
Driver incluso / Driver included

Schermo UGR
UGR screen



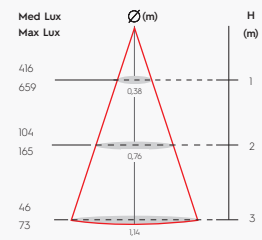
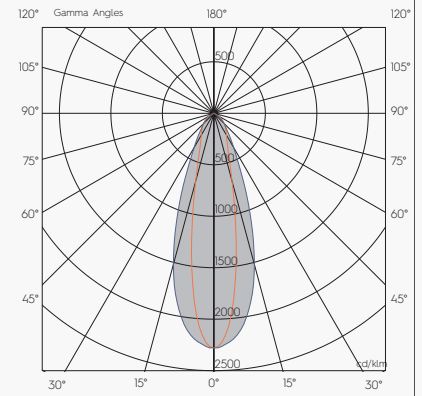
lm 384 - W 4,9
lm/W 78,4 - UGR <19

Lenti 30°
LENS 30°



lm 318 - W 4,9
lm/W 64,8 - UGR <16

Lenti 26°x42°
Lens 26°x42°



lm 289 - W 4,9
lm/W 58,9 - UGR <22

DATI TECNICI RANGE DI PRODOTTO

PRODUCT RANGE TECHNICAL DATA

UGR

[mm]	n°. LED Mod	[K]	I LED [mA]	FLUSSO NOMINALE [lm] <i>NOMINAL FLUX [lm]</i>	FLUSSO REALE [lm] <i>REAL FLUX [lm]</i>	POTENZA [W] <i>POWER [W]</i>	POTENZA LED [W] <i>POWER LED [W]</i>	V _f	CRI	SDCM	LIFETIME [Khr]
300	1	3000	300	440	384	4,9	4,3	-15	≥90	≤3	>50Khr L90B10

LENS 30°

[mm]	n°. LED Mod	[K]	I LED [mA]	FLUSSO NOMINALE [lm] <i>NOMINAL FLUX [lm]</i>	FLUSSO REALE [lm] <i>REAL FLUX [lm]</i>	POTENZA [W] <i>POWER [W]</i>	POTENZA LED [W] <i>POWER LED [W]</i>	V _f	CRI	SDCM	LIFETIME [Khr]
300	1	3000	300	440	317	4,9	4,3	-15	≥90	≤3	>50Khr L90B10

DATI TECNICI RANGE DI PRODOTTO

PRODUCT RANGE TECHNICAL DATA

LENS 26°x42°

[mm]	n°. LED Mod	[K]	I LED [mA]	FLUSSO NOMINALE [lm] <i>NOMINAL FLUX [lm]</i>	FLUSSO REALE [lm] <i>REAL FLUX [lm]</i>	POTENZA [W] <i>POWER [W]</i>	POTENZA LED [W] <i>POWER LED [W]</i>	V _f	CRI	SDCM	LIFETIME [Khr]
300	1	3000	300	440	289	4,9	4,3	~15	≥90	≤3	>50Khr L90B10

SENZAFINE MICRO M22-M

SENZAFINE micro M22-M è ideale per illuminare correttamente le zone di passaggio.
SENZAFINE micro M22-M is ideal to give the correct light to transit zones.

Solo per
Only for
9600-../ST1



M22-M

COMPOSITORE CODICE

CODE COMPOSER

Codice di esempio / Code example

M22286/B3-A-2-M

↓ ↓ ↓ ↓ ↓ ↓ ↓
1 2 3 4 5 6 7

1 - PREFISSO / PREFIX

M22

2 - MISURA / LENGTH

98 mm

286 mm

3 - COLORE / COLOUR

B Nero / Black
RAL 9005

W2 Bianco / White
RAL 9016

4 - TEMPERATURA COLORE / COLOUR TEMPERATURE

1 3000K CRI 90 H*

3 3000K CRI 95

*Solo UGR H / Only UGR H

5 - SCHERMI / SCREENS

U UGR

A Lenti 20°
Lens 20°

B Lenti 30°
Lens 30°

E Lenti 26°x42°
Lens 26°x42°

6 - DRIVER

2 DALI SELV

9 NO DRIVER

7 - ADATTATORE / ADAPTER

M micro

ESEMPI / EXAMPLES

M22286/B3-A-2-M

SENZAFINE M22-M | L=284,5mm | Nero | 3000K CRI 95 | LENTI 20° | DALI SELV | Adattatore micro

SENZAFINE M22-M L=284,5 | Black | 3000K CRI 95 | LENS 20° | DALI SELV | Micro adapter

M2298/B1-U-2-M

SENZAFINE M22-M | L=98mm | Nero | 3000K CRI 90 H | UGR | DALI SELV | Adattatore micro

SENZAFINE M22-M | L=98 | Black | 3000K CRI 90 H | UGR | DALI SELV | Micro adapter

COMPOSIZIONE MECCANICA - UGR

MECHANICAL COMPOSITION - UGR

LUNGHEZZE DISPONIBILI (mm) / AVAILABLE LENGTHS (mm)

98 / 286



COMPOSIZIONE MECCANICA - LENTI

MECHANICAL COMPOSITION - LENS

LUNGHEZZE DISPONIBILI (mm) / AVAILABLE LENGTHS (mm)


98 / 286



COMPONENTI

COMPONENTS

COMPONENTI COMUNI / COMMON COMPONENTS



S-9500/...-L2-3000
Profilo estruso
Extruded profile



9504/LI...
Tappi
End caps



M22-12-...
Scheda LED
LED module




9619-M22
Adattatore
Adapter

UGR



S-M22/O-UGR + S-M22/C-UGR-B
Riflettore UGR + Cover
UGR Reflector + Cover



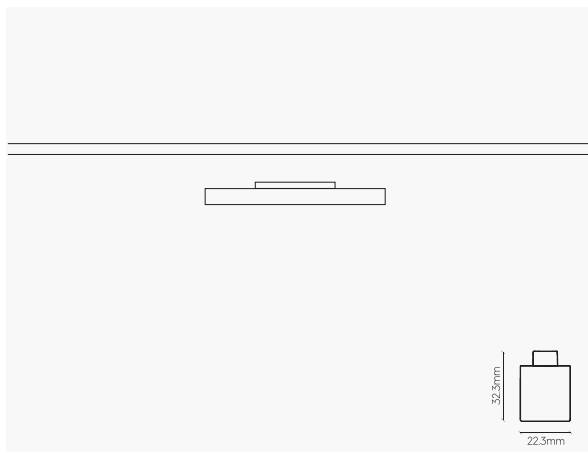
S-M22/F-UGR
Pellicola isolante
Insulating film

LENS

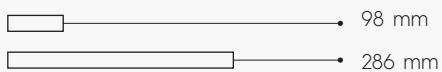


M22/O-... + M22/C-...-...
Lenti + Cover
Lenses + Cover

M22-M



Lunghezze disponibili (mm) / Available lengths (mm)



CRI

≥90

≥95

Colori disponibili / Available colours

■ Nero gofrato / Black embossed

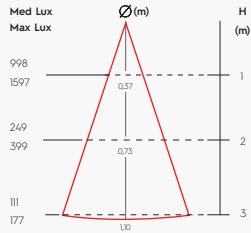
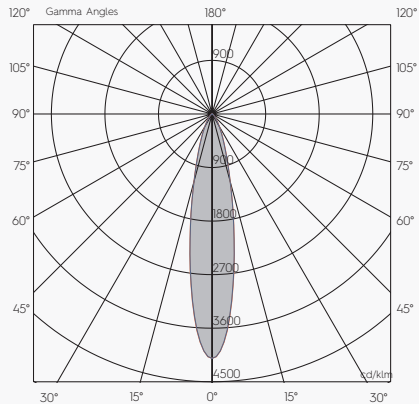
□ Bianco gofrato / White embossed

Driver incluso / Driver included

Temperatura colore / Colour temperature

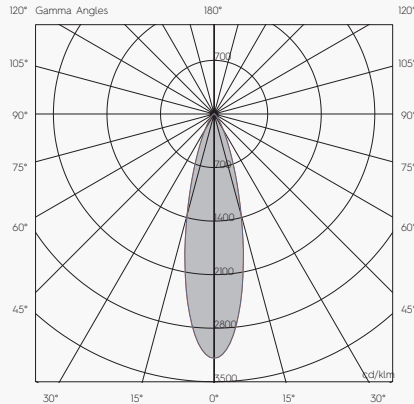
3000K

Lenti 20°
Lens 20°



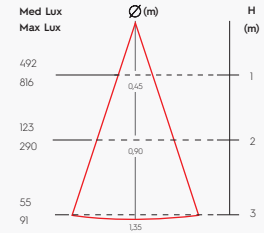
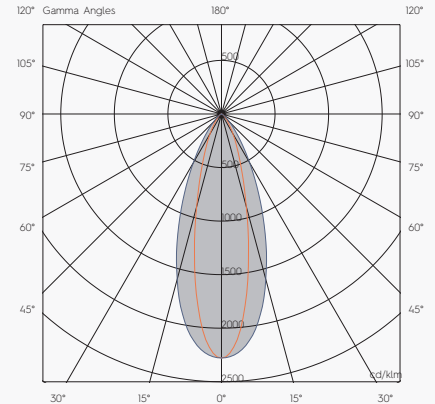
lm 389 - W 5,4
lm/W 72,0 - UGR <16

Lenti 30°
Lens 30°



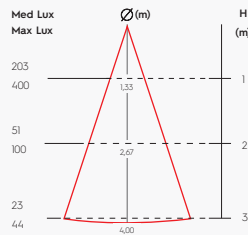
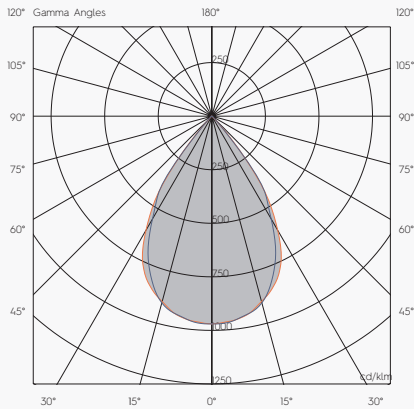
lm 414 - W 5,4
lm/W 76,6 - UGR <16

Lenti 26°x42°
Lens 26°x42°



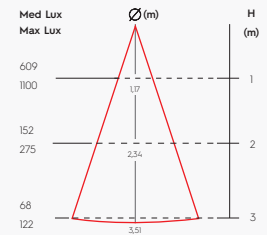
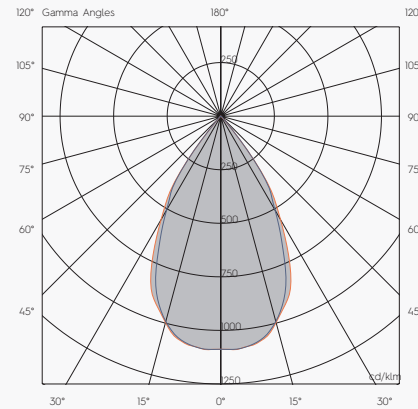
lm 358 - W 5,4
lm/W 66,3 - UGR <19

Schermo UGR CRI 95
UGR screen CRI 95



lm 413 - W 5,4
lm/W 76,4 - UGR <19

Schermo UGR CRI 90 H
UGR screen CRI 90 H



lm 1011 - W 11,2
lm/W 90,2 - UGR <19

DATI TECNICI RANGE DI PRODOTTO

PRODUCT RANGE TECHNICAL DATA

UGR

[mm]	n°. LED Mod	[K]	I LED [mA]	FLUSSO NOMINALE [lm] NOMINAL FLUX [lm]	FLUSSO REALE [lm] REAL FLUX [lm]	POTENZA [W] POWER [W]	POTENZA LED [W] POWER LED [W]	V _f	CRI	SDCM	LIFETIME [Khr]
284,5	1	3000	250	504	412,9	5,4	4,2	-18	≥95	≤3	>50Khr L90B10

UGR HO

[mm]	n°. LED Mod	[K]	I LED [mA]	FLUSSO NOMINALE [lm] NOMINAL FLUX [lm]	FLUSSO REALE [lm] REAL FLUX [lm]	POTENZA [W] POWER [W]	POTENZA LED [W] POWER LED [W]	V _f	CRI	SDCM	LIFETIME [Khr]
98	1	3000	600	709,4	625,2	8,8	6,9	-12	≥90	≤3	>60Khr L90B10
284,5	1	3000	300	1146	1010,7	11,2	9,9	-34	≥90	≤3	>60Khr L90B10

DATI TECNICI RANGE DI PRODOTTO

PRODUCT RANGE TECHNICAL DATA

LENS 20°

[mm]	n°. LED Mod	[K]	I LED [mA]	FLUSSO NOMINALE [lm] NOMINAL FLUX [lm]	FLUSSO REALE [lm] REAL FLUX [lm]	POTENZA [W] POWER [W]	POTENZA LED [W] POWER LED [W]	V _F	CRI	SDCM	LIFETIME [Khr]
98	1	3000	600	709	549,3	8,8	6,9	-12	≥90	≤3	>60Khr L90B10
284,5	1	3000	250	504	388,8	5,4	4,2	-18	≥95	≤3	>50Khr L90B10

LENS 30°

[mm]	n°. LED Mod	[K]	I LED [mA]	FLUSSO NOMINALE [lm] NOMINAL FLUX [lm]	FLUSSO REALE [lm] REAL FLUX [lm]	POTENZA [W] POWER [W]	POTENZA LED [W] POWER LED [W]	V _F	CRI	SDCM	LIFETIME [Khr]
98	1	3000	600	709	528,4	8,8	6,9	-12	≥90	≤3	>60Khr L90B10
284,5	1	3000	250	504	413,8	5,4	4,2	-18	≥95	≤3	>50Khr L90B10

LENS 26°x42°

[mm]	n°. LED Mod	[K]	I LED [mA]	FLUSSO NOMINALE [lm] NOMINAL FLUX [lm]	FLUSSO REALE [lm] REAL FLUX [lm]	POTENZA [W] POWER [W]	POTENZA LED [W] POWER LED [W]	V _F	CRI	SDCM	LIFETIME [Khr]
98	1	3000	600	709	528,4	8,8	6,9	-12	≥90	≤3	>60Khr L90B10
284,5	1	3000	250	504	358,3	5,4	4,2	-18	≥95	≤3	>50Khr L90B10

SENZAFINE ADJUSTABLE M22A-M

SENZAFINE micro M22-M, in versione adjustable permette di orientare la luce per illuminare quadri o oggetti creando luce d'accento.
SENZAFINE micro M22-M, in the adjustable version, gives the chance to direct light on paintings or objects creating accent light.



M22A-M

COMPOSITORE CODICE

CODE COMPOSER

Codice di esempio / Code example

M22A123/B1-U-2-M

↓ ↓ ↓ ↓ ↓ ↓ ↓
1 2 3 4 5 6 7

1 - PREFISSO / PREFIX

M22A

2 - MISURA / LENGTH

123 mm

3 - COLORE / COLOUR

B Nero / Black
RAL 9005

W2 Bianco / White
RAL 9016

4 - TEMPERATURA COLORE / COLOUR TEMPERATURE

1 3000K CRI 90 H

5 - SCHERMI / SCREENS

U LOW GLARE

A Lenti 20°
Lens 20°

B Lenti 30°
Lens 30°

E Lenti 26°x42°
Lens 26°x42°

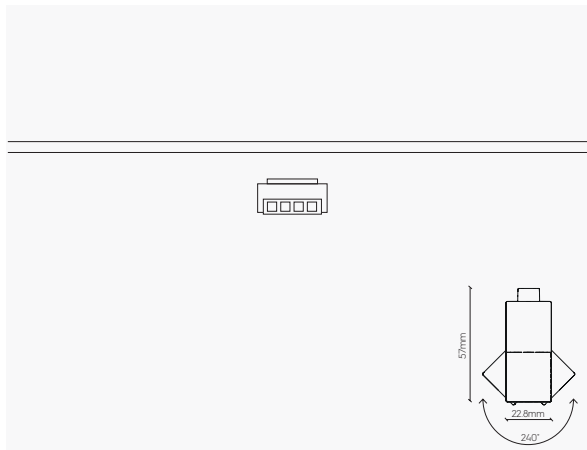
6 - DRIVER

2 DALI SELV **9** NO DRIVER

7 - ADATTATORE / ADAPTER

M micro

M22A-M



48V

IP20

U
RG1
at 1 m

A / B / E
RG0
at 1,2 m



Lunghezze disponibili (mm) / Available lengths (mm)

123 mm

CRI

≥90

Temperatura colore / Colour temperature

3000K

Colori disponibili / Available colours



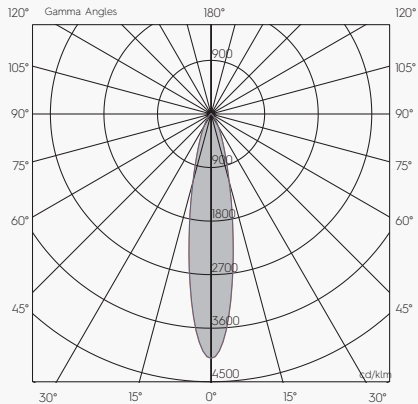
Nero gofrato / Black embossed



Bianco gofrato / White embossed

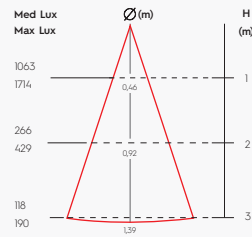
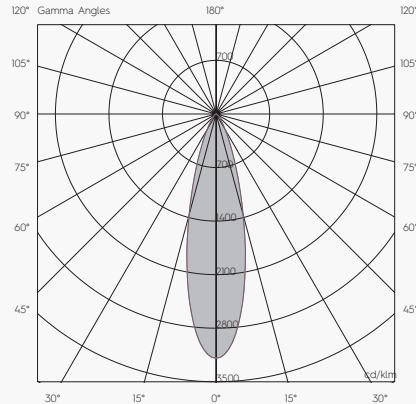
Driver incluso / Driver included

Lenti 20°
Lens 20°



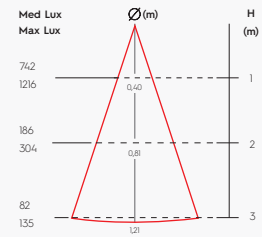
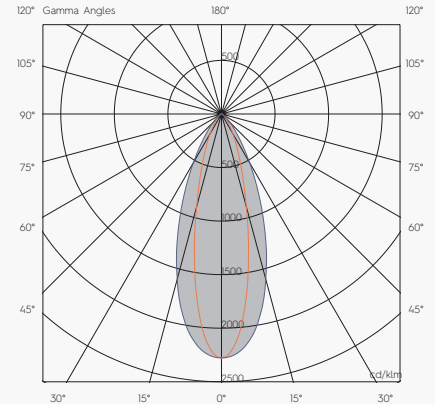
lm 549 - W 8,3
lm/W 66,1 - UGR <19

Lenti 30°
Lens 30°



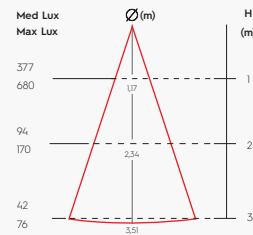
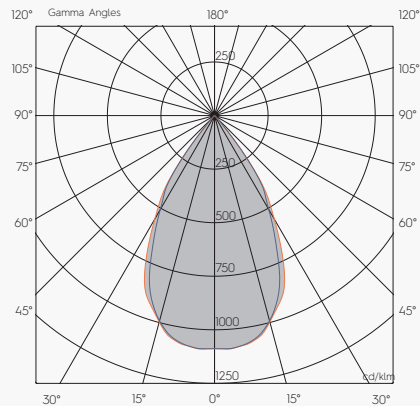
lm 528 - W 8,3
lm/W 63,6 - UGR <22

Lenti 26°x42°
Lens 26°x42°



lm 501 - W 8,3
lm/W 60,3 - UGR <25

Schermo Low glare HO
Low glare screen HO



lm 625 - W 8,8
lm/W 71,0 - UGR <25

DATI TECNICI RANGE DI PRODOTTO

PRODUCT RANGE TECHNICAL DATA

UGR HO

[mm]	n°. LED Mod	[K]	I LED [mA]	FLUSSO NOMINALE [lm] NOMINAL FLUX [lm]	FLUSSO REALE [lm] REAL FLUX [lm]	POTENZA [W] POWER [W]	POTENZA LED [W] POWER LED [W]	V _F	CRI	SDCM	LIFETIME [Khr]
123	1	3000	600	709	625,2	8,8	6,9	-12	≥90	≤3	>60Khr L90B10

LENS 20°

[mm]	n°. LED Mod	[K]	I LED [mA]	FLUSSO NOMINALE [lm] NOMINAL FLUX [lm]	FLUSSO REALE [lm] REAL FLUX [lm]	POTENZA [W] POWER [W]	POTENZA LED [W] POWER LED [W]	V _F	CRI	SDCM	LIFETIME [Khr]
123	1	3000	600	709	549,3	8,8	6,9	-12	≥90	≤3	>60Khr L90B10

DATI TECNICI RANGE DI PRODOTTO

PRODUCT RANGE TECHNICAL DATA

LENS 30°

[mm]	n°. LED Mod	[K]	I LED [mA]	FLUSSO NOMINALE [lm] <i>NOMINAL FLUX [lm]</i>	FLUSSO REALE [lm] <i>REAL FLUX [lm]</i>	POTENZA [W] <i>POWER [W]</i>	POTENZA LED [W] <i>POWER LED [W]</i>	V _F	CRI	SDCM	LIFETIME [Khr]
123	1	3000	600	709	528,4	8,8	6,9	-12	≥90	≤3	>60Khr L90B10

LENS 26°x42°

[mm]	n°. LED Mod	[K]	I LED [mA]	FLUSSO NOMINALE [lm] <i>NOMINAL FLUX [lm]</i>	FLUSSO REALE [lm] <i>REAL FLUX [lm]</i>	POTENZA [W] <i>POWER [W]</i>	POTENZA LED [W] <i>POWER LED [W]</i>	V _F	CRI	SDCM	LIFETIME [Khr]
123	1	3000	600	709	501,1	8,8	6,9	-12	≥90	≤3	>60Khr L90B10

A.A.G. STUCCHI s.r.l. u.s.
Via IV Novembre 30/32, 23854
Olginate (LC) - ITALY
Ph. +39-0341-653111
Fax +39-0341-653250
info@aagstucchi.it

A.A.G. STUCCHI NORTH AMERICA, INC.
5080 North Royal Atlanta Drive
Tucker, GA 30084 - USA
Ph. +1-404-806-5399
northamerica@aagstucchi.com

A.A.G. STUCCHI ASIA PACIFIC LTD.
Regional office
Room 01, 11/fl., New Treasure Centre
N° 10 Ng Fong Street, Kowloon - HONG KONG
Ph. +852-2578-8988
Fax +852-2571-5039
hongkong@aagstucchi.hk

A.A.G. STUCCHI SHANGHAI LTD.
Rm 3007, N°738, Chang Yang Rd
YangPu area, 200082 - SHANGHAI
Ph. +86-21-51816507
Fax +86-21-51816508
east@aagstucchi.hk

aagstucchi.it



Aggiornamento Febbraio 2023

February 2023 update

